



### Message from Mr T



Hello Parents and carers,

Hope you are all well. Thank you so much to those of you that have continued to support your child with their home learning this week. Your children will benefit from this so much! If you have any problems or need any support please remember we are here for you; just contact the school office and they will direct to who you need to speak to or email your class teacher.

We need to see engagement with learning **every day from every child**. We are tracking this very closely using **green** for children who have completed all their work, **yellow** for children who have joined in learning through watching video lessons/live lessons or completed some work and **red** for children who have not engaged at all (see picture).

	4	4	4	4
	3	3	3	3
	1	1	1	1
	1	1	1	1
	1	1	1	1
	3	1	1	1
	1	2	2	1
	3	2	3	3
	1	2	1	1
	1	1	1	1
	1	1	1	1

We will continue to follow up with parents of children who are not engaging as they **NEED** to be learning at home so they do not fall behind. **Please do all you can to support your children in preserving with their learning.** Stay safe and look after yourselves!

## Stars of the Week and Most Improved

A big shout out to our **'Most Improved'** children who have been engaging in their learning more and more throughout the week.

And congratulations to our **'Stars of the Week'** who have shown FANTASTIC learning this week. Your prizes will delivered to you! Keep working hard everyone; next week it could be you!

### Our 'Star of the Week'

prizes ready to be sent home!



### Most Improved

- FS1 - PJ
- FSH - Omari
- 1MJ - Yahya
- 1UY - Aseel
- 2JH - Amelia
- 2JP - Renae
- 2RLDL - Lexi
- 3SW - Scarlet A
- 3DF - Jacob John
- 4BM - Gabija
- 4HD - Ronnie N
- 5EP - Ashely M
- 5RAAP - Faye
- 6DS - Patrica
- 6LF - Damian
- 6MS - Mia B

### Stars of the Week

- FS1— Freddie S
- FSH— Diana
- FMW— Amanda & Kamsi
- 1MJ— Jannah
- 1UY— Charlotte M
- 2JH— Lily-Rose
- 2JP— Sihad
- 2RLLD— Matin
- 3SW— Maddison P
- 3DF— Phoebe P
- 4BM— Kiera
- 4HD— Sib0
- 5EP— Ryukku
- 5RAAP— Ruby
- 6DS— Ronnie
- 6LF— Zuzanna
- 6MS— Tyler

## Times Tables Rock Stars—Battle of the Bands



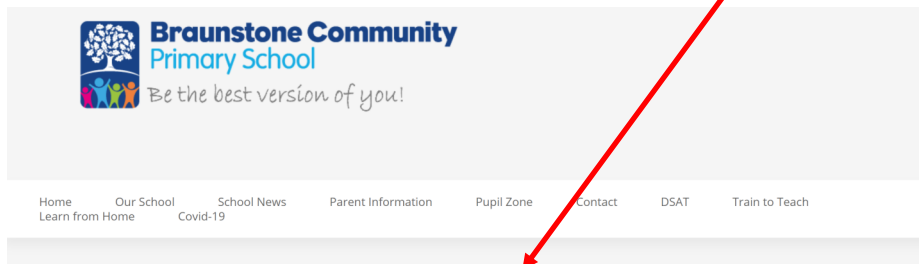
This week our children in Year 3, 4, 5 and 6 have been involved in a Times Tables Rock Stars Battle of the Bands. They were set the challenge of winning as many coins as possible for the amount of time they spent practicing and the amount of correct answers they scored.

**Our winning class is ... 4BM! Congratulations!**

Keep your eyes peeled for our next Battle of the Bands coming soon ...

You can find all the buttons that take you to any of the online learning programs on our school website homepage (it looks like the picture below)

Click on this link: <https://braunstone.leicester.sch.uk/>



Student Login Links



**Foundation Stage:**  
Tapestry

**Year1 and 2:**  
Tapestry, Numbots, Reading Planet, Hit the Button

**Year3 and 4:**  
Microsoft Teams, Century, Times Tables Rock Stars, Reading Planet, Hit the Button

**Year 5 and 6:**  
Microsoft Teams, Century, Times Tables Rock Stars, Hit the Button

## Help Videos for Parents

These links have been sent by text to all parents. Please click on any of the links to videos we have made to help you or remind you how to access online learning.

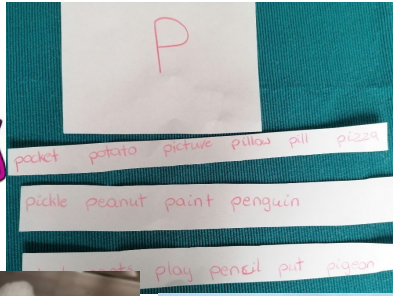
**How to log in to Tapestry:** <https://youtu.be/io9GlyOzAzI>

**How to log in to Teams:** <https://youtu.be/m123LBvapil>

**How to upload work to Tapestry:** <https://www.youtube.com/watch?v=eoMPN5I3GU&feature=youtu.be>


**How to log in and work Reading Planet:** <https://youtu.be/Ph7IAint1Ts>

# LOOK at what we're learning






## FS1

FS1 have been learning about size and changes in size; looking at different objects. They have also been learning about alliteration and have been focusing on the sounds 's' and 'p'. Some have even practiced their letter formation by copying tricky words!




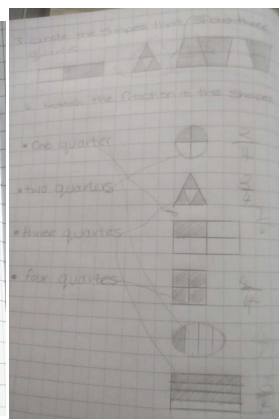
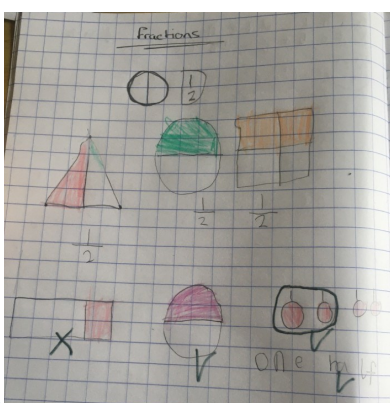

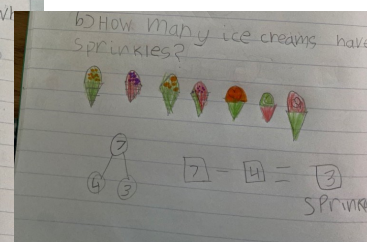
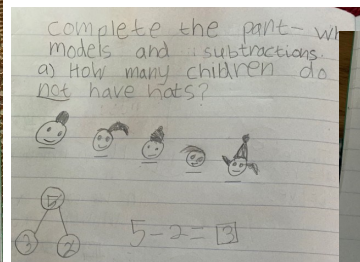
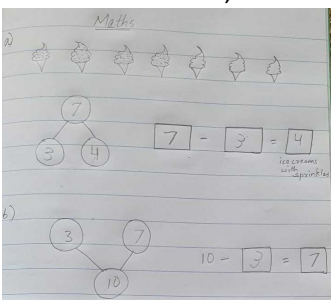
## FS2—Oak and Willow Class

The children in FS2 have been exploring the number 8 this week and finding different ways to make 8. They have also been sounding out and writing words using the sounds they have learnt in phonics.



## Year 1

In maths this week the children have been focusing on subtraction with numbers up to 20. They have been using number lines, number tracks and part-part-whole models to help them work subtraction number sentences out and drawing their own number lines, counters, pictorial representations and part-part-wholes.




## Year 2

This week Year 2 have been learning all about fractions of shapes. They have worked hard to find halves, quarters and thirds of different shapes and even drawn and shaded fractions of their own shapes too!

# LOOK at what we're learning

## Year 3

Year 3 have had an amazing opportunity to learn sign language during lockdown with our expert Miss Quareshy and our very talented Rabia. They have also been carefully following tutorials to create some amazing tiger art work.



## Year 4

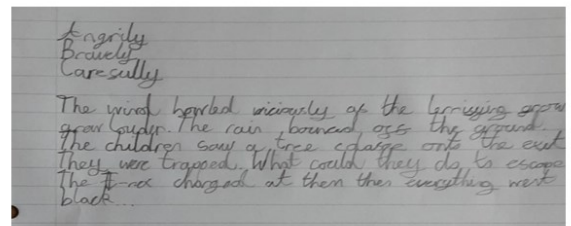
Year 4 have been really enjoying live times tables lessons and been getting super speedy with their rapid recall. They have also been using their live lessons to self assess what they are successful at and what they need some extra help with. Teachers have then been able to stay online and give them extra support to help them with the tricky parts of their lessons. Keep it up Year 4!

## Year 5

The children have worked on adding suspense in their writing this week. They have followed their steps to success and responded carefully to feedback from their teachers to improve their work.

Quietly, in the pitch black, cold night, two people, who went by the names of Enola and Anora were both camping in a nearby forest. They had heard of multiple dinosaur attacks in the forest but had decided to go anyway.

It was 1.32AM and they were both sleeping. While they were peacefully sleeping, they woke up suddenly to hear stomping noises and growls from outside their tent. "Hello?" yelled Enola, cautiously. They could hear the stomping and crunching of leaves getting closer, and closer, and closer. They opened the tent door to see what it was and... IT WAS A DINOSAUR. "Hey, I thought you guys were extinct!" shouted Anora, in awe of seeing such a giant creature. As the creature followed them, they were both running far away. The last thing you could hear was their screams...


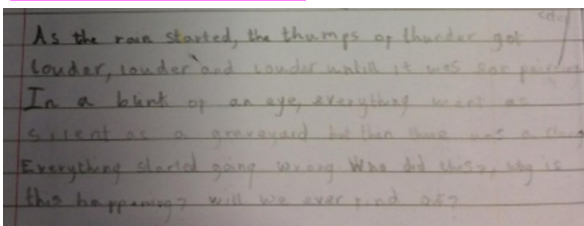


Fantastic use of powerful verbs (howled/bounced/charged) and adverbs (viciously). You have truly created a picture on my mind.

Love the rhetorical question.

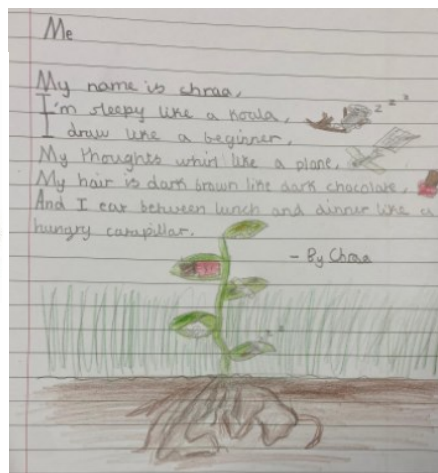
Good short sentence for effect. They were trapped. Think of a different punctuation sign that would give an impression of shock/horror.

Now look at the dialogue that you have created yesterday, make sure that everything flows.



## Dragons

Dragons cretaceous like grizzly bears,  
Dragons big and strong like elephant's,  
Flying through the sky whoosh, whoosh, whoosh,  
Screams of people,  
Dragons, dragons, dragons.



## Year 6

This week Year 6 have been enjoying their live English lessons and been using them to share lots of fantastic vocabulary ideas. They have then created some great poems using a range of descriptive similes.



Next week is 'Children's Mental Health Week'. We will have a big focus on this in school and through our online learning. Staff will be setting lots of activities based around **wellbeing**.

This year's theme is 'Express Yourself'; so there will be lots of creative opportunities coming your way too! Please enjoy the activities with your children and don't forget to send lots of photos to your teachers—we will feature them in the newsletter next week.

Look out for our 'Children's Mental Health Assembly' which will be sent to you on Tapestry or Teams on Monday.

### #wellbeing wave

We would like every child to take part in the 'Wellbeing Wave' challenge. All you need to do is draw around your hand and decorate it using felt tips or crayons. Write inspirational messages on it or around it and then display it in a front window of your home.

The idea is that this is a 'wellbeing wave' to your friends, families and members of the community to stay positive and cheerful.

You could then go on a walk and spot the wellbeing waves. How many can you find?

Can you tweet a photo of yours to @BCPS and use the hashtag #wellbeingwave?



We wanted to say a very big thank you to all the parents, children and members of the school community who have sent us such lovely messages. Here are just a few from this week...

"This lockdown is so much better. I'm doing loads more learning! I like that I get to speak to the whole of Year 6. We chat about school work a lot and I like using the playground to chat about things we've been doing at home." **Year 6 pupil**

"Mrs Hooke has been amazing and so patient helping me to get onto Reading Planet when it wouldn't work; she spent about an hour helping. Thank you very much!" **Year 2 parent**

"We are enjoying doing Jonny's P.E videos everyday at home." **Year 2 parent**

"Thankyou to everyone for what they are doing with supporting our children. We couldn't do it without all of you!" **Year 6 parent**

"I like my maths work. I go very fast when I do it and I get all the answers right. My mum sometimes print it for me. I watch the maths videos and I'm getting really good." **Year 2 pupil**

We also have a big thank you of our own:



Ruat has been AMAZING this week; speaking with teachers to help her little brother access his learning. She has been so grown up and showed all our school values belong, care, persevere and succeed.

**We are very proud of you Ruat!**