



Braunstone Community Primary School

Be The Best Version Of You!

Welcome Parents and Carers
Years 1 and 2 Induction Meeting



@braunstone_cps



Aims of the Meeting:

- Vision of BCPS
- Staff introductions
- Attendance information
- Behaviour expectations
- Timetable
- Curriculum information
- Trips and experiences
- Helping at home
- Uniform
- House keeping





#ItStartsWithYou!

Senior Leadership Team (SLT)



Miss Walker
Headteacher



Mrs Mukiza
Deputy Head



Mrs. Male
SENDCO



Mrs. Holden
SENDCO

1MJ



Mrs Goodwin
Cover Supervisor



Miss Jeffery
Class Teacher



Mrs Jepson
Cover Supervisor



Mrs Beighton
Year 1 Support Staff



Mrs Tamime
Year 1 Support Staff



Miss Burrows
Year 1 Support Staff



Mrs Hooke
Year 1 Support Staff

1KP



Mrs Goodwin
Cover Supervisor



Miss Parkin
Class Teacher



Mrs Jepson
Cover Supervisor



Mrs Beighton
Year 1 Support Staff



Mrs Tamime
Year 1 Support Staff



Miss Burrows
Year 1 Support Staff



Mrs Hooke
Year 1 Support Staff

2UY



Mrs Goodwin
Cover Supervisor



Mrs Jepson
Cover Supervisor



Mrs Yusuf
Class Teacher



Miss Johnson
Year 2 Support Staff



Mrs Leite
Year 2 Support Staff



Miss Hill
Year 2 Support Staff



Miss Heathcote
Year 2 Support Staff

2MT



Mrs Goodwin
Cover Supervisor



Mrs Jepson
Cover Supervisor



Mrs Thomas
Class Teacher



Miss Johnson
Year 2 Support Staff



Mrs Leite
Year 2 Support Staff



Miss Hill
Year 2 Support Staff



Miss Heathcote
Year 2 Support Staff



**Braunstone Community
Primary School**

Be the best version of you!

Our Safeguarding Team

Speak to one of our safeguarding team if you're concerned about a child

**Braunstone Community
Primary School:**
0116 285 8130



Mrs Mukiza

Deputy Headteacher
Designated Safeguarding Lead
DSL for Prevent
Brook Traffic Light Trained

**Children's Assessment Support &
Prevention Service:**
0116 454 1004



Miss Walker
Headteacher

Deputy DSL for Online
Safety
Brook Traffic Light Trained



Mrs Male
SENDCO

Deputy DSL for Mental
Health & Wellbeing



Mrs Holden
SENDCO

Deputy DSL for LAC/PLAC



Mrs Marks
Family Support Worker

Deputy DSL for Harmful
Sexual Behaviours
Brook Traffic Light Trained



Mrs Westwater
Attendance Officer
Deputy DSL for Attendance



Miss Downward
Inclusion Champion
Deputy DSL
Brook Traffic Light Trained



Mrs Snow
Behaviour Mentor
Deputy DSL

Behaviour Support Team

Miss Downward
Inclusion Champion



Mrs. Snow
Behaviour Mentor



More support....



Mrs. Westwater
Attendance Officer



Jen Marks
Family Support Worker



Mrs. Cox
ELSA



Mrs. Newton
ELSA



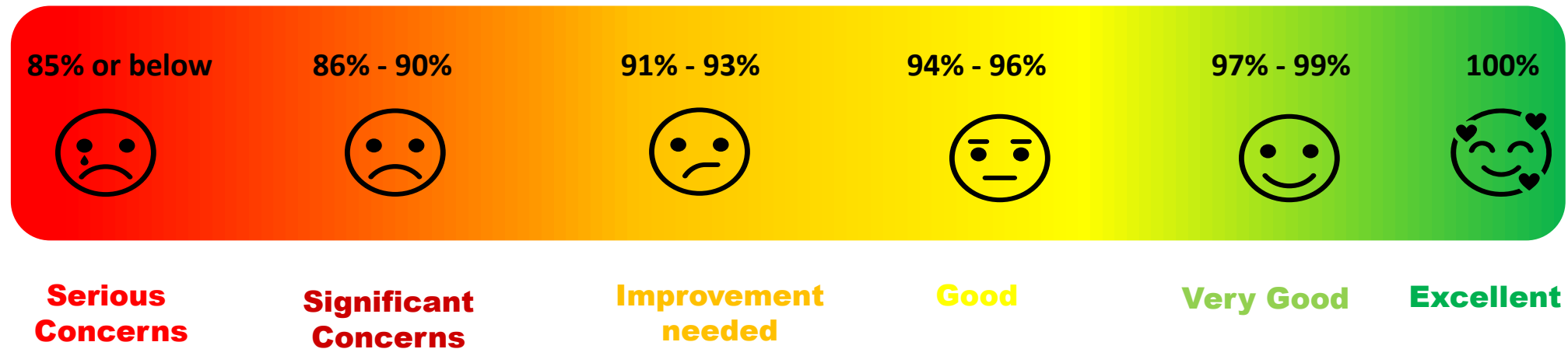
Mrs. Mackness
ELSA

All schools work with Leicestershire Police.

If there has been an incident at home and police are called, whether children are at home or not, BCPS is informed.
This is to support families when times are hard.



Your child will **miss out** if they are not here!



School Lunches

School lunches must be ordered on the SchoolGrid app by 8.50am.

We can no longer change lunch orders or add lunch orders for children.

Full menu

Orders list

Update allergens

Show Fat

Next Week ▶

Wednesday, 04 Sep

No Order

☐ Roast Chicken

☐ Italian Bean Stew (VG) (GF)

☐ Baguette (choice of fillings)

Thursday, 05 Sep

No Order

☐ Roll Your Own Wrap - Chicken Dipper or Quorn Fajita (choice)

☐ Butternut Squash & Bean Hot Pot (VG) (GF)

☐ Jacket Potato & Choice of Fillings

Friday, 06 Sep

No Order

☐ MSC Fish Fingers

☐ Home Made Cheese Pasty (V)

☐ Jacket Potato & Choice of Fillings

The 4 Rules



Respect



Resilience



Ready to learn



Responsibility

Years 1 and 2

Platinum

Green

One verbal warning

Yellow

Red

Red Slips

- These are all written down by pastoral
- Can't keep getting lots of red slips and think that it's ok
- Meetings will now happen for children getting red slips

Meeting – 3 red slips

- Pupil
- Parents/carers
- Class teacher
- Pastoral

Meeting – 6 red slips

- Pupil
- Parents/carers
- Class teacher
- Phase leader
- Pastoral

Meeting- 9 red slips

- Pupil
- Parents/carers
- Class teacher
- Phase leader
- Pastoral
- SLT – Miss Walker, Mrs Mukiza, Mrs Male or Mrs Holden

The image features a white background with decorative geometric shapes in the corners. The top-left corner has green, orange, and pink triangles. The top-right corner has blue and green triangles. The bottom-left corner has green, orange, and pink triangles. The bottom-right corner has blue, pink, and orange triangles.

Meetings

3,6,9

Serious Incidents

- This is now the same for serious incidents
- Meetings for 3,6,9

Playtime and Lunchtime



Red Card



- 5 minutes time out
- Name written in a book
- Class teacher and pastoral made aware

Rewards

G. O. L. D. E. N T. I. M. E – the class work together to earn the 10 letters of golden time for a 30-minute, structured reward session each week. If all golden time letters are not earned, then the reward is not given.

Class Dojo – individual reward points which are calculated each term and prizes are given

Platinum certificates – issued daily for children who demonstrate excellence of the school values or rules

Star of the Week – weekly assemblies where a child is issued with a certificate in the presence of their parents and carers when they have demonstrated excellence within the school values or rules.

Stickers – general reward stickers or special SLT stickers for demonstrating the values.

Verbal praise – thumbs up, well done



We do not accept bullying at BCPS!

Several

Times

On

Purpose

1

Start

Telling

Other

People

2

Timetable – Year 1

Year One Autumn Term


Monday TDT PM	Tuesday	Wednesday PPA 9-11	Thursday	Friday
Whole School Assembly 09:00 – 09:30	Phonics Reading 9:00 – 9:30	PE	Phonics Reading 9:00 – 9:30	Phonics Reading 9:00 – 9:30
English & Handwriting 09:30 – 10:30	English & Handwriting 09:30 – 10:30	Singing Assembly 10:00 – 10:30	English & Handwriting 09:30 – 10:30	English & Handwriting 09:30 – 10:30
Break Time 10:30 – 10:45	Break Time 10:30 – 10:45	Break Time 10:30 – 10:45	Break Time 10:30 – 10:45	Break Time 10:30 – 10:45
Phonics Speed Sound 10:45 – 11:10	Phonics Speed Sound 10:45 – 11:10	Handwriting 10:45 – 11:00	Phonics Speed Sound 10:45 – 11:10	Phonics Speed Sound 10:45 – 11:10
Maths 11:10 – 12:10	Maths 11:10 – 12:10	English 11:10 – 12:10	Maths 11:10 – 12:10	Maths 11:10 – 12:10
Lunch Time 12:10 – 13:00	Lunch Time 12:10 – 13:00	Lunch Time 12:10 – 13:00	Lunch Time 12:10 – 13:00	Lunch Time 12:10 – 13:00
PE 13:00 – 14:00	Phonics Blending 13:05 – 13:15	Phonics Blending 13:05 – 13:15	RE 13:05 – 13:50	PSHE 13:05 – 13:35
	Science 13:15 – 14:00	History 13:15 – 14:00	Computing 13:50 – 14:35	Shared Reading 13:35 – 14:00
Art 14:00 – 15:00	Shared Reading 14:00 – 14:30	Shared Reading 14:00 – 14:30		Golden Time 14:00 – 14:30
	Number Sense 14:30 – 15:00	Number Sense 14:30 – 15:00	Shared Reading 14:35 – 15:00	Celebration Assembly 14:30 – 15:00
Lyfta 15:00 – 15:15	Story Time 15:00 – 15:15	Story Time 15:00 – 15:15	Story Time 15:00 – 15:15	Story Time 15:00 – 15:15

Timetable – Year 2



Year 2 Autumn Term

Monday	Tuesday	Wednesday	Thursday	Friday
Whole School Assembly 09.00 – 09.30	Reading 09.00 – 09.30	Reading 09.00 – 09.30	PE 08.45 – 09.45	Reading 09.00 – 09.30
English 9.30 – 10.30	English 09.30 – 10.30	Spelling 09.30 – 09.55 Singing Assembly 10.00 – 10.30	Computing 9:45 – 10:30	English 09.30 – 10.30
Break Time 10.30 – 10.45	Break Time 10.30 – 10.45	Break Time 10.30 – 10.45	Break Time 10.30 – 10.45	Break Time 10.30 – 10.45
Spelling 10.50 – 11.10	Spelling 10.50 – 11.10	English 10.50 – 12.10	Milk and Number Sense 10.45 – 11.00	Spelling 10.50 – 11.10
Maths 11.10 – 12.10	Maths 11.10 – 12.10		Maths 11.00 – 12.10	Maths 11.10 – 12.10
Lunch Time 12.10 – 13.00	Lunch Time 12.10 – 13.00	Lunch Time 12.10 – 13.00	Lunch Time 12.10 – 13.00	Lunch Time 12.10 – 13.00
Handwriting 1.15 – 1.30	Handwriting 1.15 – 1.30	Number Sense 1.15 – 1.30	Handwriting 1.15 – 1.30	PE 1.05 – 1.50
History 1.30 – 2.30	Science 1.30 – 2.30	Maths 1.30 – 2.30	RE 1.30 – 2.15	Music 1.05 – 2.25
Reading 2.30 – 3.00	PSHE 2.30 – 3.00	Handwriting 2.30 – 3.00	ART 2.15 – 3.00	Celebration Assembly 14.30 – 15.00
Lyfta 15:00 – 15:15	Story Time 15:00 – 15:15	Story Time 15:00 – 15:15	Story Time 15:00 – 15:15	Story Time 15:00 – 15:15

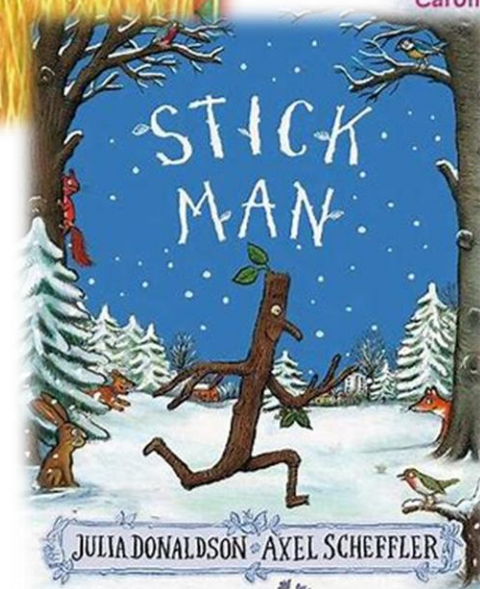

Year 1 Texts to Inspire Writing for Autumn







Marcus Pfister



Mary Hoffman
Caroline Binch



Year 2 Texts to Inspire Writing for Autumn



Examples of Year 1 Writing


- He was unkind to my friend.
- My school is at the top of a hill.
- I am feeling very joyful today.
- I am going to untie the ribbon.
- We were painting a house today.
- I enjoy helping my teacher.
- Can you unlock the door?
- I want to play with a dolphin.
- Can you go to the shop and get some bread?
- It is my birthday!





Dear Diary Today I was ^usuper happy to see Akezo I put 7 very juicy fruits in my basket. On my way the animals that were cheeky stole my fruits. The goat crashed into the tree and tangerines fell into the basket and I finished my way and Akezo loved it. ✓
the day was good

Excellent account

Character description

NOTES To write a character description of the penguin



	ABC		●	Read	a b c	ldgy	ABC		
Pencil Grip	Capital Letters	Finger Spaces	Full Stop	Reading it again	Write on the lines	Ascenders and Descenders	Suffix - est	Precursive handwriting	Adjectives

cool penguin
cool penguin here he
has a shiny, orange beak.

He has big sad eyes. His ~~beak~~ ^{beak} is covered in soft, black feathers.

He is the ~~coolest~~ ^{coolest} penguin. He is the shoudest penguin. He is the shortest penguin because he is so. He is swimming

Examples of Year 2 Writing

Dear Ellie's family,

I am writing to you because I want to apologise to you for what I have done to poor, old Thumper. I am going to change my fierce behaviour to a normal pet ^{cat} behaviour.

First of all I ^{am} ~~am~~ ^{so} sorry bringing Thumper into the carpet with mud, grass stains and other disgusting things. Also, I am sorry that the stains can not come off the carpet, and the housekeeper ~~will~~ ^{will} be very disappointed and upset because of it.

Second of all from this day forward I will be a good citizen, and be treated much better, because I am more respectful. I ^{will} also try not to ~~scratch~~ scratch any more furniture like your favourite chair and the couch.

Please accept my apology because I feel so ashamed of myself and so sad. I feel very guilty as well because I bring dead animals into the house without any reason. Please forgive me!!

Love from Tuffy

Phonics Screening Week

Monday 8th June 2026

Years 1 and Year 2 Resists

Last academic year, we achieved 87% in our Year 1 Phonics!

We want to get even higher this year!

Trips and Experiences

Year 1:

- Visit from a toy specialist.
- Live LYFTA sessions
- Walk around Braunstone park.
- Trip to a working farm.
- Author visits.
- Botanic gardens

And much, much more.

Year 2:

- Virtual reality headset tours of London in the past and present, India and rainforests.
- Live LYFTA sessions
- Trip to Hindu Mandir
- Fire engine invited onto school grounds.
- Author visits.
- Twycross zoo.

Helping at Home



Year 1

- Daily reading and talk about the book.
- Daily number bonds to 10.
- Numbots
- Homework books to be handed out on a Friday and given back by Wednesday to be marked – 3 pieces of work per week.
- Examples of writing - <https://www.literacywagoll.com/>

Year 2

- Daily reading and talk about the book.
- Daily counting in 2s, 5s & 10s.
- Numbots
- Homework books to be handed out on a Friday and given back by Wednesday to be marked – 3 pieces of work per week.
- Examples of writing - <https://www.literacywagoll.com/>

Homework

Handed out on **Friday**

Returned on **Wednesday**

If children do not bring their homework in, they will have an opportunity on Thursday in school. If it's still not completed, children may have to complete their homework during their break/lunch or Golden Time.

1. Reading comprehension – this will be linked to the whole class reading book.
2. Spellings.
3. Basic maths skills.

Year 1
Homework

Homework is due back on: Wednesday 2nd October 2024

Name: _____

In "Little Red Riding Hood" by Ladybird Tales, there was a girl called Little Red Riding Hood. She wore a bright cape. One day, she went to visit her sick grandmother. On the way, she met a sly wolf. The wolf tricked her and got to the grandmother's house first. When Little Red Riding Hood arrived, she was very surprised to see the wolf!

Watch the story with your adult:



Answer these questions:

1. Why do you think Little Red Riding Hood was surprised when she saw the wolf in her grandmother's bed?

2. What was Little Red Riding Hood asked to take to her grandmother?

3. What did Little Red Riding Hood collect from the deep dark forest?

These are our weekly spellings to learn:

to				
me				
go				
is				
a				



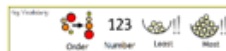
Put a tick or cross to show if they match or not.

Example

		×			<input type="checkbox"/>
					<input type="checkbox"/>
					<input type="checkbox"/>
					<input type="checkbox"/>
					<input type="checkbox"/>
					<input type="checkbox"/>
					<input type="checkbox"/>

Use the key vocabulary to complete

these questions:



1. Colour the penguin with the largest number.



2. Colour the penguin with the smallest number.



Order the numbers from greatest to smallest:

7	4	5
—	—	—

Homework is due back on: Wednesday 17th September 2025

Name: _____

Once upon a time, there was a little girl named Daisy. Daisy loved playing in her garden, especially with her favourite toy, a red ball. One sunny day, Daisy's ball rolled into a big, muddy puddle. "Oh no!" Daisy cried. She tried to reach it, but the puddle was too deep.

Daisy felt sad and didn't know what to do. Just then, her friend Max the dog came running. Max saw Daisy's sad face and wanted to help. He jumped into the puddle and fetched the ball with his mouth. Daisy cheered, "Thank you, Max!". She gave Max a big hug and they played happily for the rest of the day.

Answer these questions:

1. What does the word "puddle" mean?

2. What does the word "fetch" mean?

3. What was Daisy's favourite toy?

Challenge Question

1. How did Daisy feel after Max fetched the ball?

These are our weekly spellings to learn:

all				
call				
fall				
talk				
also				
Challenge spelling				
always				

Write <, > or =



Write <, > or =

18 < 24

5 < 15

18 < 81

39 < 71

Challenge Maths Questions

1. Complete the statements using <, > or =.

40 and 17

57

29

10 and 15

Parent/carer: What have you found fun to learn about this week? Why?

Child: I have found learning about fun because



Let's have a look at the learning platforms.....

[Pupil Zone – Braunstone Primary](#)



CENTURY
INTELLIGENT LEARNING™



Accelerated Reader

Uniform – <https://www.brandmonkey.co.uk/school-uniforms/braunston-community-primary-school/>



BRAUNSTONE COMMUNITY PRIMARY SCHOOL, SCHOOLS

BRAUNSTONE COMMUNITY WINDBREAKER JACKET



BRAUNSTONE COMMUNITY PRIMARY SCHOOL, SCHOOLS

BRAUNSTONE COMMUNITY GYM BAG



BRAUNSTONE COMMUNITY PRIMARY SCHOOL, SCHOOLS

BRAUNSTONE COMMUNITY T-SHIRT



BRAUNSTONE COMMUNITY PRIMARY SCHOOL, SCHOOLS

BRAUNSTONE COMMUNITY FLEECE LINED JACKET
£13.91



BRAUNSTONE COMMUNITY PRIMARY SCHOOL, SCHOOLS

BRAUNSTONE COMMUNITY FLEECE
£11.00



BRAUNSTONE COMMUNITY PRIMARY SCHOOL, SCHOOLS

BRAUNSTONE COMMUNITY PE SHORTS
£3.20

Where possible, children should be in school uniform.

Logoed merchandise is available from the above link.

Children are permitted to wear non-branded:

- Navy jumpers or cardigans
- White polo shirts
- Grey skirt or trousers
- Black shoes or trainers (without logos)
- One pair of stud earrings – need to be taken out for PE,

House Keeping Reminders

- Ensure all clothing items are named
- Children are in school on time – doors open at 8.45am
- Children are collected on time – 3.15pm
- Ensure contact details are up to date with the office – most information comes via email
- Trips are paid for on time
- School lunches are paid, where possible, in advance
- Children arrive in PE kits on the specified day
- Absences must be reported as soon as possible to the office or the app
- Twitter – @braunstone_cps

The image features a white background with colorful geometric shapes in the corners. The top-left corner has a green triangle, a pink triangle, and an orange triangle. The top-right corner has a blue triangle and a green triangle. The bottom-left corner has a green triangle, a pink triangle, and an orange triangle. The bottom-right corner has a blue triangle, a pink triangle, and an orange triangle.

THANK YOU!

Without your support, our children and community
would not be as amazing as we are!